



College of Agriculture & Life Sciences, RPTS


NAVIGATE – 2 easy ways to schedule

Visit Howdy

- Go to **My Record** tab
- Click:  **Navigate – Schedule Advising Appointments**
- Select: 
- Select:
Type Appt. - **Advising Texas A&M University**
College/Reason – **AG – Agriculture & Life Sciences Undergraduate Advising**
- Choose:
Reason for Appointment – ex. **AG – General Advising**

Location by major – ex. **AG - RPTS – Agriculture & Life Sciences Bldg. (AGLS), 4th floor**

Appointment **Day & Time**
Review Appointment Details

Don't forget to click 

Direct Link - <https://tamu.campus.eab.com/>

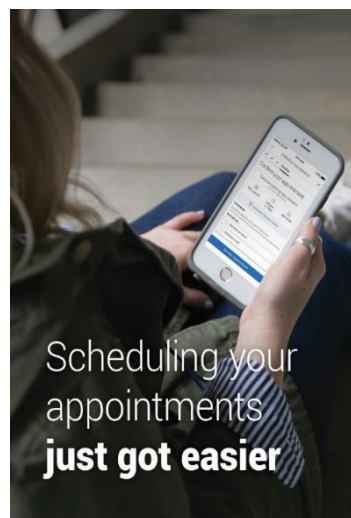


TEXAS A&M UNIVERSITY
Office for Student Success


Download **Navigate Student app**

No app? No worries! Access online at <https://tamu.guide.eab.com/>

Schedule and track appointments in the app!



Download today!

- Search **Navigate Student** in the app stores
- Select **Texas A&M - College Station**
- Log in using your NetID and password
- Click  to schedule

